

**SCHEMATIC & DIMENSION**

INDEX

2HA

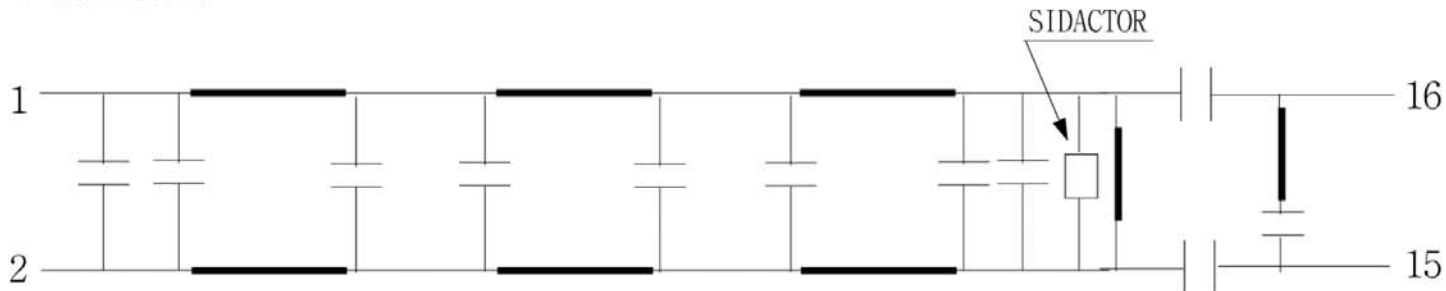
ITEM

SM LF-170 (ver3.0)

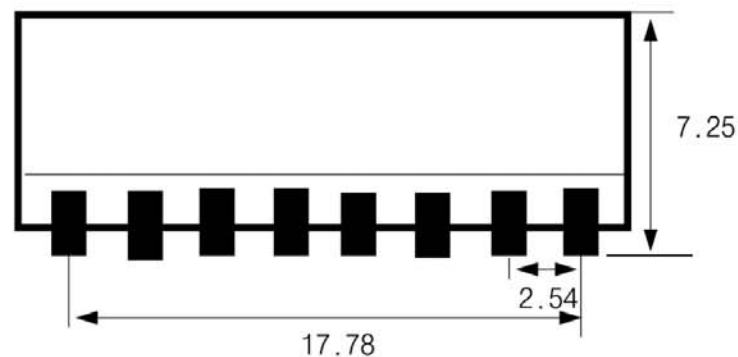
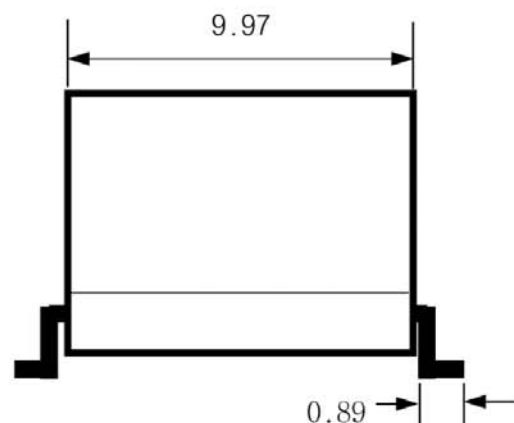
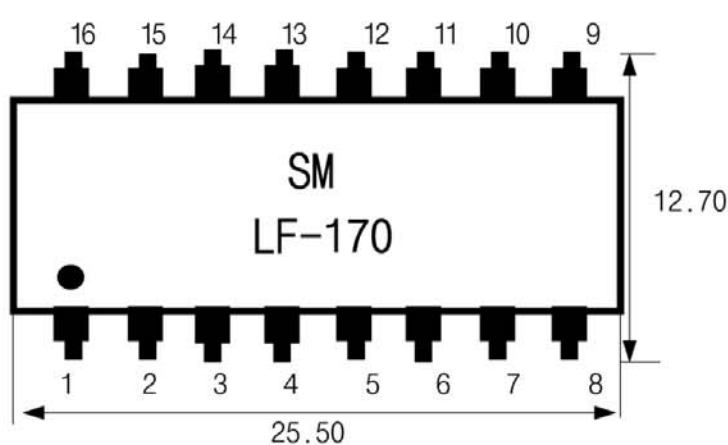
DATE

2000. 07. 14.

1-1. SCHEMATIC



1-2. DIMENSION



UNIT : mm

TOLERANCE : ± 5%

1-3. ELECTRIC FEATURE

SM LF-170	INTERCEPTION FREQUENCY (LOWER BAND)	INTERCEPTION FREQUENCY (UPPER BAND)	CHARACTERISTIC FILTER IMPEDANCE	
STANDARDS	80 kHz ~ 86 kHz	13 MHz ~ 16 MHz	100Ω	
PIN MEASUREMENT	INPUT(1-2), OUTPUT(16-15)	INPUT(1-2), OUTPUT(16-15)	INPUT(1-2), OUTPUT(16-15)	
SM LF-170	INSERTION LOSS	RETURN LOSS	ATTENUATION	
STANDARDS	(-3dB) MAX	(12dB) MIN	(-15dB) MIN	(-19dB) MIN
	150 kHz ~ 11.02 MHz	150 kHz ~ 11.02 MHz	50 kHz	23 MHz
PIN MEASUREMENT	INPUT(1-2), OUTPUT(16-15)	100Ω(1-2), (16-15)	INPUT(1-2), OUTPUT(16-15)	